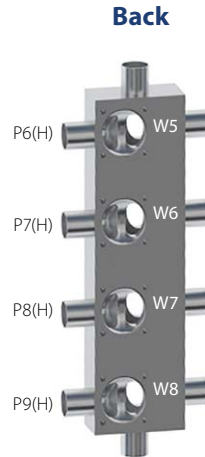
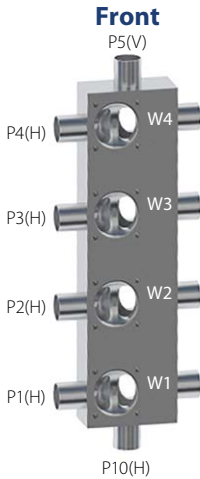
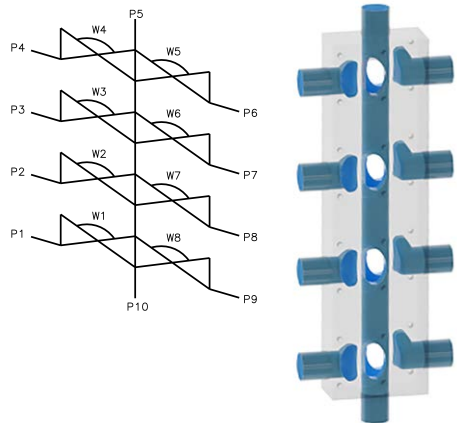


Multiple Weir MW1008A



Valve	DN Size	
W1		
W2		
W3		
W4		
W5		
W6		
W7		
W8		
Port	DN Size	Tube Specification
P1		
P2		
P3		
P4		
P5		
P6		
P7		
P8		
P9		
P10		



Installation as shown
H = Horizontal
V = Vertical