
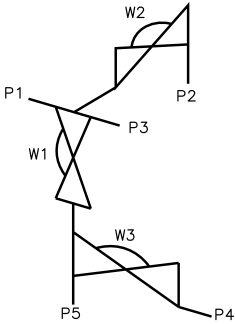



# Multiple Weir MW0503E

**Front**



**Back**



Valve	DN Size	
W1		
W2		
W3		
Port	DN Size	Tube Specification
P1		
P2		
P3		
P4		
P5		

Installation as shown  
H = Horizontal  
V = Vertical