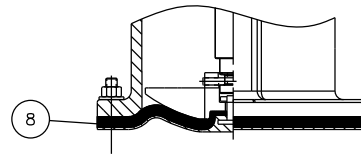
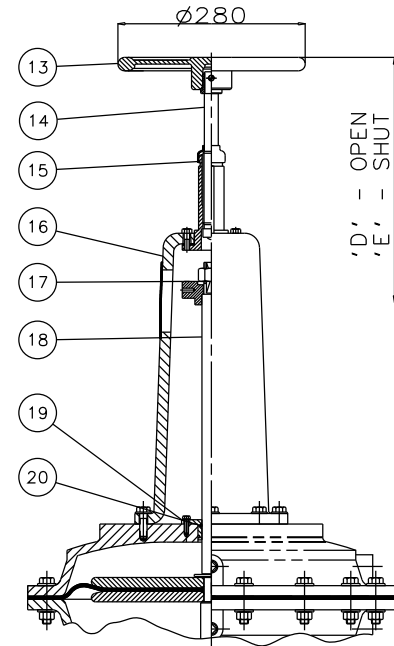


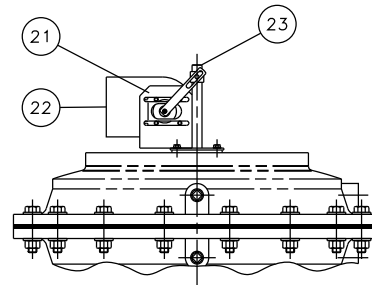
RUBBER LINE DIAPHRAGM



RUBBER/PTFE LINE DIAPHRAGM



MANUAL OVERRIDE (OPTIONAL)



'007' SWITCHBOX (OPTIONAL)

Item	Component	Material	Lining
1	UPPER CYLINDER	SILICON ALUM.	
2	UPPER DIAPHRAGM PLATE	MILD STEEL	
3	LOWER DIAPHRAGM PLATE	MILD STEEL	
4	OPERATING DIAPHRAGM	RUBBER	
5	LOWER CYLINDER	SILICON ALUM.	
6	MASTER SPINDLE	STAINLESS STEEL	
7	COMPRESSOR	CAST IRON	
8	LINE DIAPHRAGM	RUBBER/PTFE	
9	CYLINDER 'O' RING	RUBBER	
10	SPINDLE ATTACHMENT	STAINLESS STEEL	
11	BONNET	CAST IRON	
12	BODY	CAST IRON	GLASS
13	HANDWHEEL	CAST IRON	
14	HANDWHEEL SPINDLE	MILD STEEL	
15	SPINDLE BUSH	MILD STEEL	
16	COVER	SILICON ALUM.	
17	UPPER SPRING PLATE	MILD STEEL	
18	GUIDE ROD	MILD STEEL	
19	SEALING PLATE	MILD STEEL	
20	SEALING PLATE 'O' RING	RUBBER	
21	MOUNTING BRACKET	STAINLESS STEEL	
22	'007' SWITCHBOX		
23	LIFTING ROD	STAINLESS STEEL	

Size(DN)	A	B	C	D	E
100	384	305	350	1073	1012
125	412	356	400	1107	1035
150	478	406	480	1173	1096

The information on this sheet is Private and Confidential and is the property of Crane Process Flow Technologies Limited and must not be published directly or indirectly in any manner whatsoever without the written permission of the Company and must not be used in any way detrimental to their interests.
 © Crane Process Flow Technologies

CRANE Process Flow Technologies
 A Crane Co. Company

Saunders
 The Science Inside

Title
 GENERAL ARRANGEMENT OF 'A' TYPE ES58 DOUBLE ACTING MODULAR ACTUATOR (F8200) COMPLETE WITH OPTIONS INCLUDING SWITCHES FITTED ON GLASS LINED FLANGED BODY

Drawn	JRD	Date	19.06.13	UNCONTROLLED IN HARD COPY FORMAT
Checked	RND	Date	19.06.13	
First Angle Projection Method	E	DO NOT SCALE	Drawing No.	Issue.
			A-ES58-GLASS	1