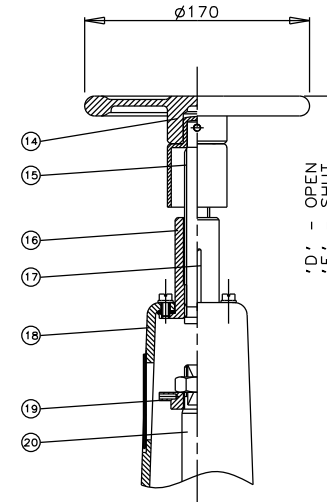
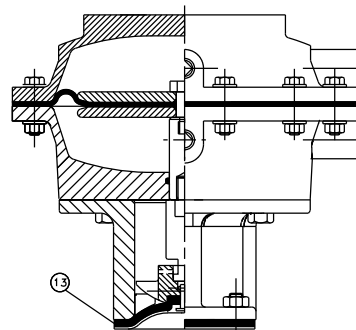


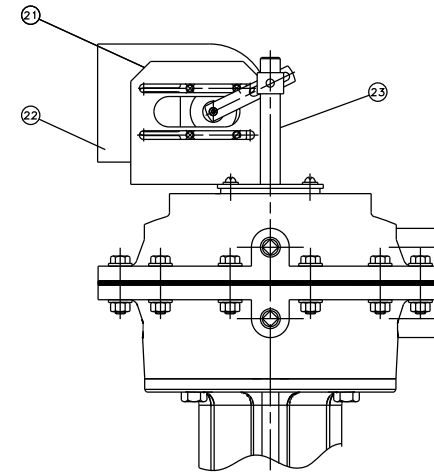
RUBBER LINE DIAPHRAGM



MANUAL OVERRIDE WITH HANDWHEEL (OPTIONAL)



RUBBER/PTFE LINE DIAPHRAGM



'007' SWITCHBOX (OPTIONAL)

Item	Component	Material	Lining
1	UPPER CYLINDER	MILD STEEL	
2	UPPER DIAPHRAGM PLATE	MILD STEEL	
3	LOWER DIAPHRAGM PLATE	MILD STEEL	
4	OPERATING DIAPHRAGM	RUBBER	
5	LOWER CYLINDER	SILICON ALUM.	
6	CYLINDER 'O' RING	NITRILE	
7	SPINDLE	STAINLESS STEEL	
8	SPINDLE ADAPTER	STAINLESS STEEL	
9	BONNET	CAST IRON	
10	COMPRESSOR	CAST IRON	
11	LINE DIAPHRAGM	RUBBER	
12	BODY	CAST IRON	HARD RUBBER
		SG IRON	SOFT RUBBER
		CAST STEEL	BUTYL RUBBER
			NEOPRENE RUBBER
13	LINE DIAPHRAGM	RUBBER/PTFE	
14	HANDWHEEL	CAST IRON	
15	HANDWHEEL SPINDLE	MILD STEEL	
16	SPINDLE BUSH	MILD STEEL	
17	INDICATOR ROD	MILD STEEL	
18	COVER	SILICON ALUM.	
19	UPPER SPRING PLATE	MILD STEEL	
20	GUIDE ROD	MILD STEEL	
21	MOUNTING BRACKET	STAINLESS STEEL	
22	'007' SWITCHBOX		
23	LIFTING ROD	STAINLESS STEEL	

Size(DN)	A	B	C	D	E
25	225	127	160	546	533
40	238	159	200	559	537
50	264	190	230	585	552
65	265	217	290	586	550
80	266	254	310	587	544

The information on this sheet is Private and Confidential and is the property of Crane Process Flow Technologies Limited and must not be published directly or indirectly in any manner whatsoever without the written permission of the Company and must not be used in any way detrimental to their interests.
© Crane Process Flow Technologies

CRANE Process Flow Technologies
A Crane Co. Company

Saunders
The Science Inside

Title			
GENERAL ARRANGEMENT OF 'A' TYPE ES55 DOUBLE ACTING MODULAR ACTUATOR (C8200) COMPLETE WITH OPTIONS INCLUDING SWITCHES FITTED ON RUBBER LINED FLANGED BODY			
Drawn	NAW	Date	03.12.13
Checked	RND	Date	03.12.13
First Angle Projection Method E		DO NOT SCALE	Drawing No. A-ES55-RUBBER
			Issue. 1