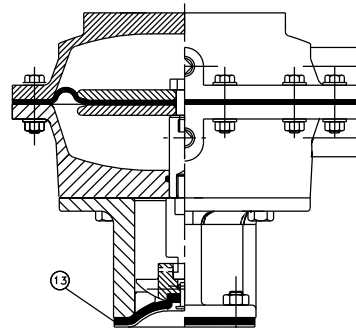
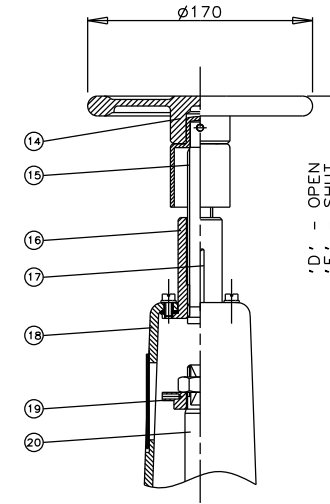


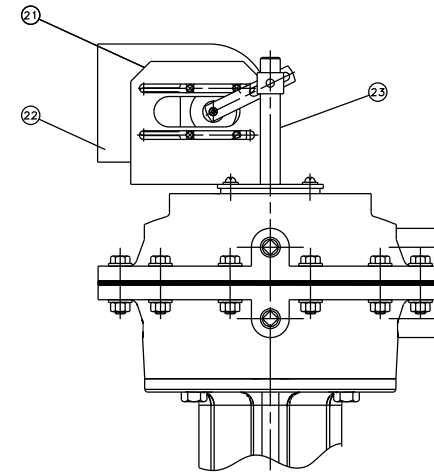
RUBBER LINE DIAPHRAGM



RUBBER/PTFE LINE DIAPHRAGM



MANUAL OVERRIDE WITH HANDWHEEL (OPTIONAL)



'007' SWITCHBOX (OPTIONAL)

Item	Component	Material	Lining						
1	UPPER CYLINDER	MILD STEEL	GLASS	Size(DN)	A	B	C	D	E
2	UPPER DIAPHRAGM PLATE	MILD STEEL		25	223	127	160	544	531
3	LOWER DIAPHRAGM PLATE	MILD STEEL		40	236	159	200	557	531
4	OPERATING DIAPHRAGM	RUBBER		50	263	190	230	584	551
5	LOWER CYLINDER	SILICON ALUM.		65	263	217	290	584	548
6	CYLINDER 'O' RING	NITRILE		80	264	254	310	585	542
7	SPINDLE	STAINLESS STEEL							
8	SPINDLE ADAPTER	STAINLESS STEEL							
9	BONNET	CAST IRON							
10	COMPRESSOR	CAST IRON							
11	LINE DIAPHRAGM	RUBBER							
12	BODY	CAST IRON							
13	LINE DIAPHRAGM	RUBBER/PTFE							
14	HANDWHEEL	CAST IRON							
15	HANDWHEEL SPINDLE	MILD STEEL							
16	SPINDLE BUSH	MILD STEEL							
17	INDICATOR ROD	MILD STEEL							
18	COVER	SILICON ALUM.							
19	UPPER SPRING PLATE	MILD STEEL							
20	GUIDE ROD	MILD STEEL							
21	MOUNTING BRACKET	STAINLESS STEEL							
22	'007' SWITCHBOX								
23	LIFTING ROD	STAINLESS STEEL							

The information on this sheet is Private and Confidential and is the property of Crane Process Flow Technologies Limited and must not be published directly or indirectly in any manner whatsoever without the written permission of the Company and must not be used in any way detrimental to their interests.
© Crane Process Flow Technologies

CRANE Process Flow Technologies
A Crane Co. Company

Saunders
The Science Inside

Title			
GENERAL ARRANGEMENT OF 'A' TYPE ES55 DOUBLE ACTING MODULAR ACTUATOR (C8200) COMPLETE WITH OPTIONS INCLUDING SWITCHES FITTED ON GLASS LINED FLANGED BODY			
Drawn	NAW	Date	02.12.13
Checked	RND	Date	02.12.13
First Angle Projection Method E		DO NOT SCALE	
UNCONTROLLED IN HARD COPY FORMAT		Drawing No.	A-ES55-GLASS
		Issue.	1