

# CB-Convolutated Stainless Braided

**Inner core:** "Seamless" convoluted Teflon® PTFE

**Reinforcement:** 316 stainless steel braid

**Temperature:** -20 °F to 350 °F

## Construction

Seamless helically formed convoluted Teflon® PTFE tube reinforced with 316 high tensile stainless steel wire braid and Crimp Style fittings.

## Benefits

- Teflon® PTFE inner core provides outstanding corrosion resistance and material compatibility
- Open pitch, helical convolutions allow for smooth product flow and easy cleaning
- One product rated for both medium pressure and full vacuum applications
- Wide variety of crimp style end fittings in various metallurgies
- Tighter bend radii compared to smooth bore hose styles
- PTFE available with natural or conductive liner
- Optional Wire Wrap provides increased crush, resistance, kink resistance and bend radius \* see description on page 9

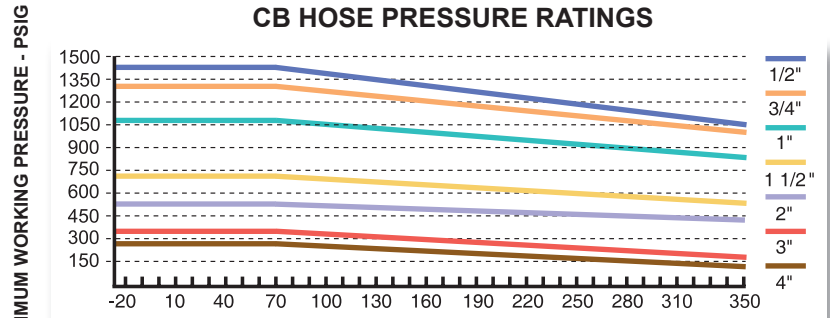

## Applications

Versatile design used where light in weight and very flexible connections are needed to transfer corrosive, hazardous or other media. Wide variety of crimp style fittings allow for use in many types of applications and industries, including chemical processing, pharmaceuticals, corn processing, food and beverage, flavors and fragrances and others.

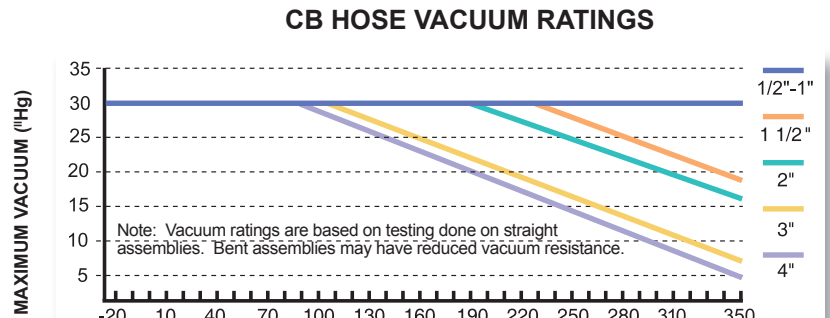
## Fittings: Crimp Style



See CBF, pg. 7, for "Flared Thru" assemblies.



For wire wrap option see pressure chart on page 9



Note: Vacuum ratings are based on testing done on straight assemblies. Bent assemblies may have reduced vacuum resistance.

NOTE: Hose assembly pressure ratings may be limited by the fittings and options.

## External Protective Accessories

See page 39

Nominal Size		Hose ID		Hose OD		Bend Radius		Max. Working Pressure at 70°F (21°C)		Burst Pressure at 70°F (21°C)		Weight Lbs/ Feet
Inch	DN	Inch	MM	Inch	MM	Inch	MM	PSIG	BAR	PSIG	BAR	
1/2	15	0.470	11.9	0.748	19	2	50.8	1425	98.2	5700	393.0	.20
3/4	20	0.720	18.3	1.048	26.6	2.75	69.9	1300	89.6	5200	358.5	.30
1	25	0.970	24.6	1.354	34.4	4	101.6	1100	75.8	4400	303.3	.48
1-1/2	40	1.540	39.1	2.034	51.7	6	152.4	700	48.3	2800	193.0	.82
2	50	1.970	50.0	2.464	62.6	7.5	190.5	525	36.2	2100	144.8	1.12
3	50	2.913	74.0	3.702	94.0	14	355.6	350	24.1	1400	96.6	1.26
4	50	3.937	100.0	5.000	127.0	16	406.4	275	19	1100	75.9	2.64